





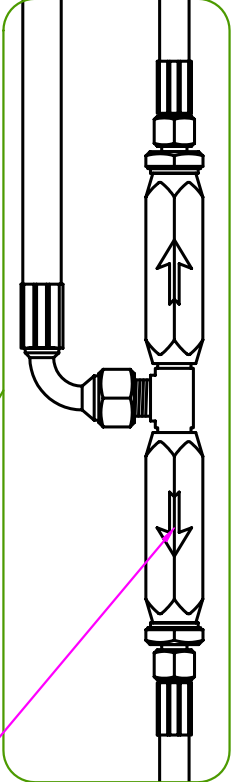
# VALTRA



## N-series Versu, Direct, HiTech, Advance JAKE Etuakselin vakain      JAKE Front Axle Stabilizer



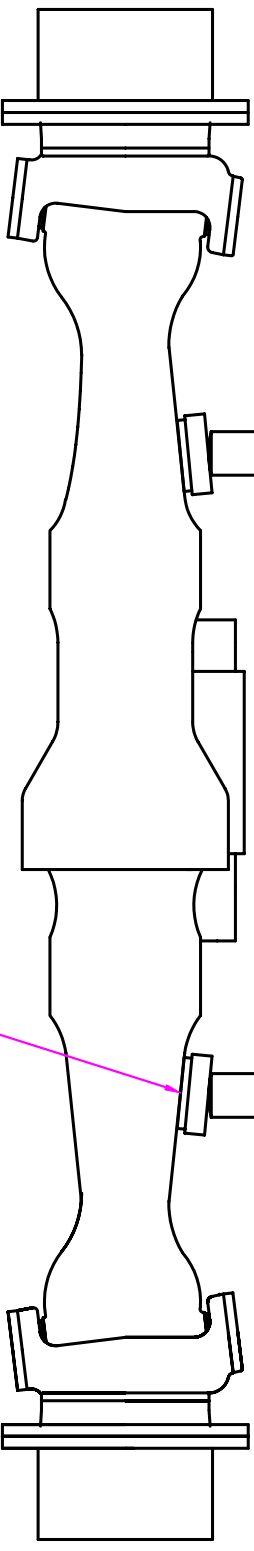
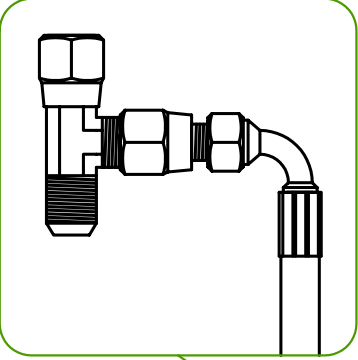




6/2-VALVE, SEE THE ELECTRIC GRAPH

NOTICE THE RIGHT FLOWING DIRECTION

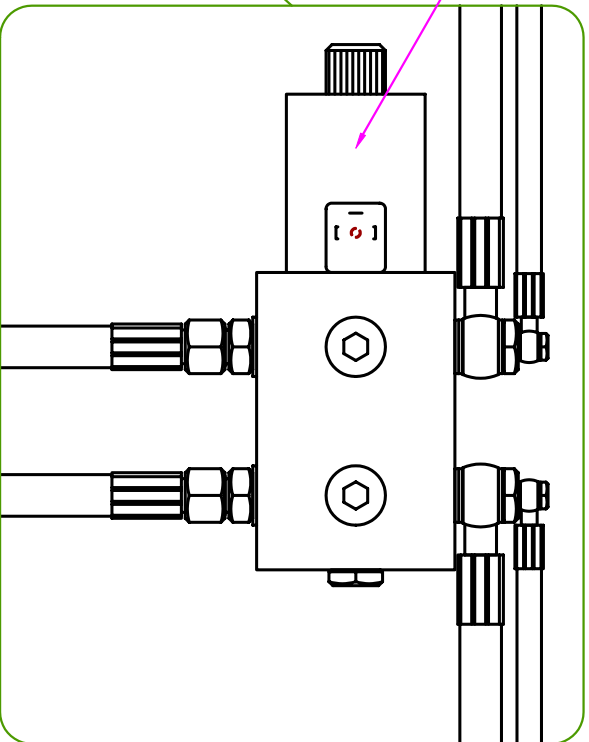
OIL INPUT FROM RETURN LINE OF HYDR. OIL COOLER. MAX. PRESSURE 10 BAR



AXLE'S SURFACE MUST BE SMOOTH

GREASE BEARINGS OF PISTON ROD

MUST BE AIRED VIA AIRING SCREWS

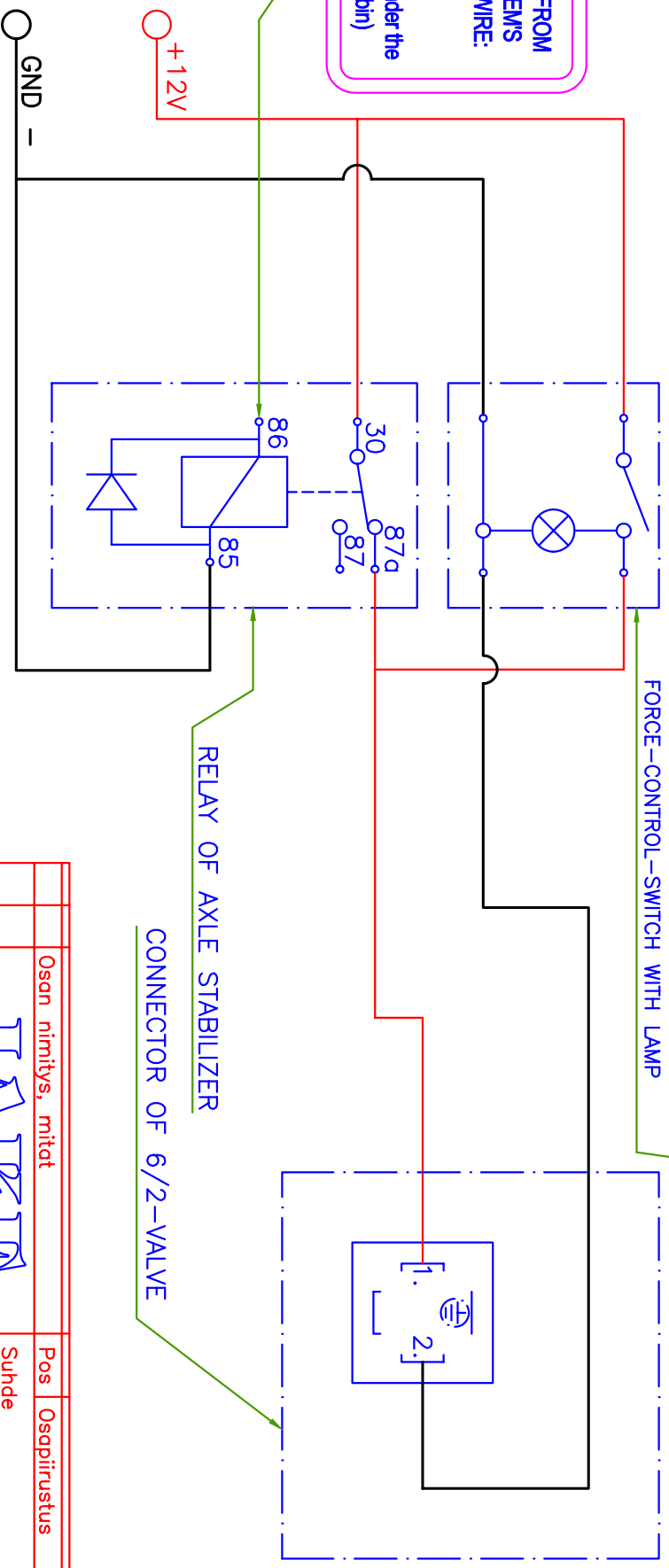


Osan nimitys, mität		Pos	Osqpiirustus
		Suhde	1:10
		Pvm	04.04.2009
JAKE AXLE STABILIZER MOUNTING INSTRUCTION		Piirustus numero	AKS-VAKAIN

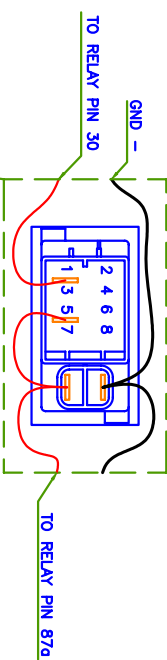


SIGNAL TO RELAY PIN 86 FROM  
HITech HANDBRAKE SYSTEMS  
CONNECTOR X13, FROM WIRE:  
- 352/pin 21 N-series  
- 352-3/pin 36 T-series  
(Connector X13 is located under the  
right side panel of Valtra's cabin)

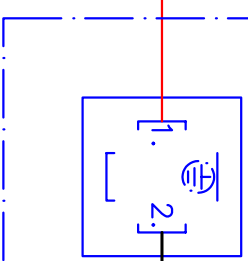
VOLTAGE INPUT FROM  
CIGARETTE LIGHTER'S  
LAMP. TURNING OFF  
PARKING LIGHT TURNS  
OFF AXLE STABILIZER.



FORCE-CONTROL-SWITCH  
DESCRIBED FROM BOTTOM



CONNECTOR OF 6/2-VALVE



RELAY OF AXLE STABILIZER

FORCE-CONTROL-SWITCH WITH LAMP

Osan nirmitys, mitat		Pos	Osqpirustus
		Suhde	
		Pvm 17.01.2011	
JAKE AXLE STABILIZER ELECTRIC GRAPH		Pirustus numero JAXLSTB	